



California League of  
Conservation Voters

# 2020 ENVIRONMENTAL SCORECARD

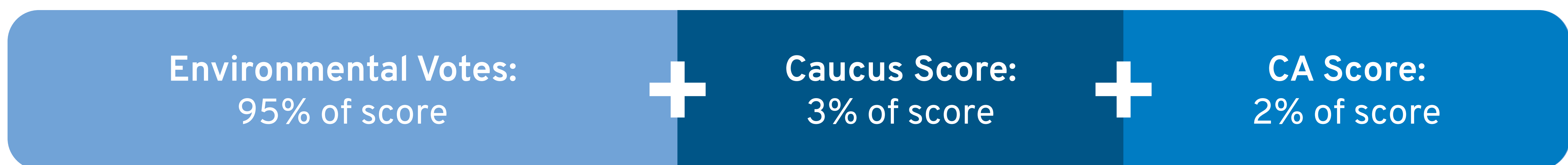


## 2020 CLCV SCORECARD EXPLAINED

Since 1973, the California League of Conservation Voters (CLCV) has released our annual *California Environmental Scorecard*, which rates the actions of the California State Legislature and the Governor on their environmental actions each legislative year. Through the *Scorecard*, we seek to accurately reflect the impact lawmakers have on addressing the climate crisis so voters can better understand how often their representatives in the State Legislature are voting for the environment.

We select the most significant environmental bills from the previous legislative session and track how every state legislator voted on each bill. Legislators' scores are shown as a percentage and are weighted to include each legislator's own pro-environment committee votes and floor votes, their caucus' average score (Assembly and Senate Democratic or Republican Caucus), and California's overall score. Legislators who author a pro-environment *Scorecard* bill or a pro-environment letter are given extra points, and those who author an anti-environment *Scorecard* bill or anti-environment letter are given minus points.

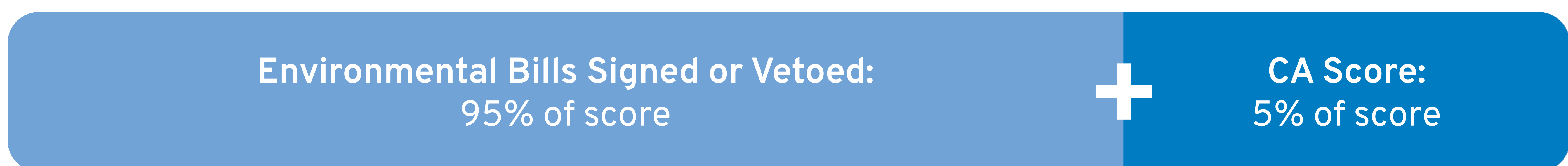
### HOW WE CALCULATED LEGISLATORS' 2020 WEIGHTED SCORES:



Extra Credit:

- +1 for authoring a pro-environment bill or letter
- 1 for authoring an anti-environment bill or letter

### HOW WE CALCULATED THE GOVERNOR'S 2020 WEIGHTED SCORE:

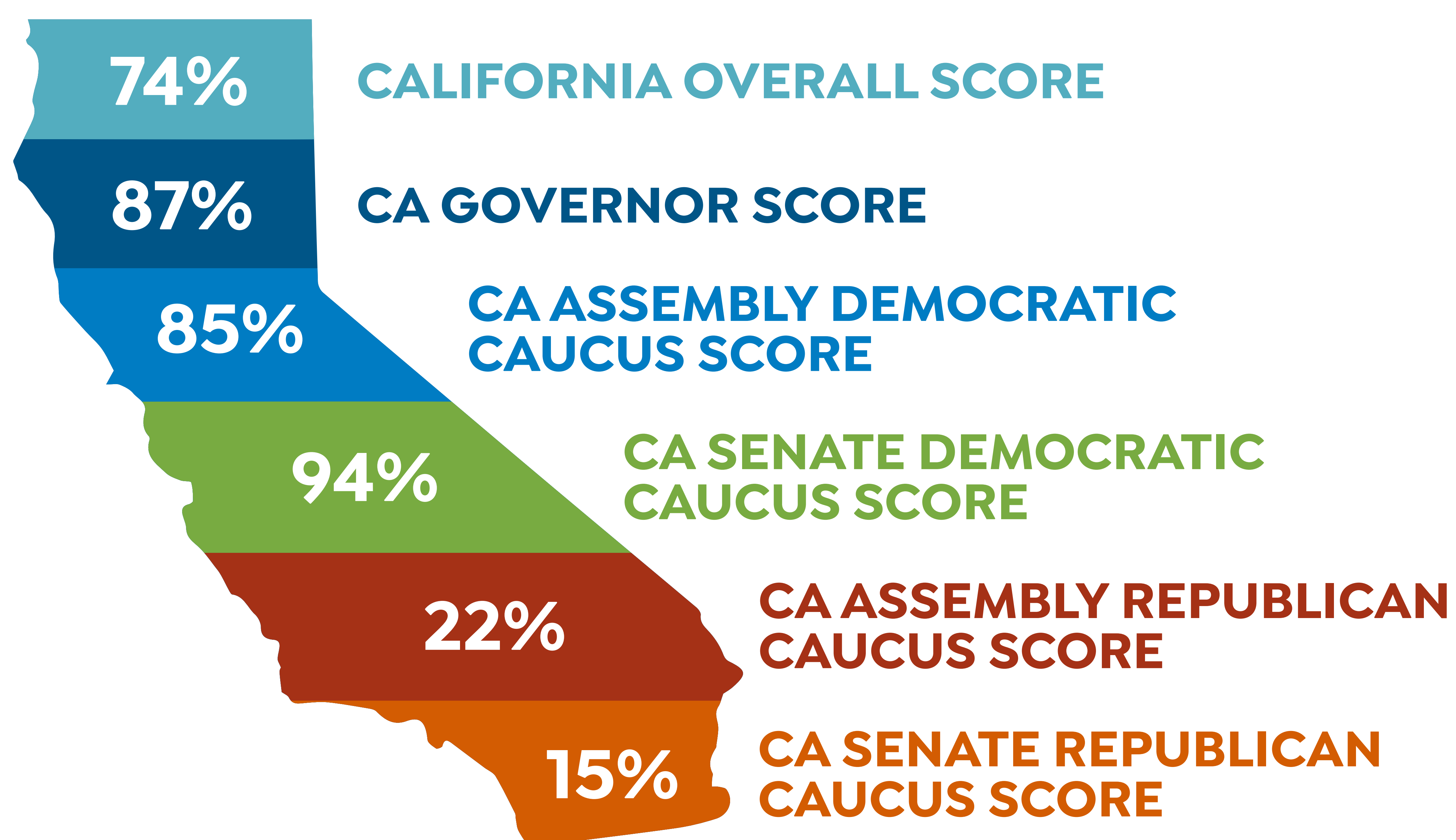


Extra Credit:

- +1 for pro-environment Executive Order or Action
- 1 for anti-environment Executive Order or Action

## WHAT HAPPENED IN 2020

The 2020 California State Legislature largely failed to take action on the climate crisis. Leadership in Sacramento lacked a clear vision or agenda on how to enact climate action. Democratic legislators even signed onto letters calling for rollbacks of environmental and air quality regulations, using the pandemic as an excuse to help polluting industries dismantle these critical protections. Luckily, there were a handful of elected officials in Sacramento who fought back against these exploitative calls for environmental rollbacks. Following this severely disappointing legislative session, Governor Newsom signed two major climate Executive Orders. Still, California's position as a global climate leader remains in question, as Big Oil and other corporate interests continued to disproportionately influence state policy.



## CALIFORNIA GOVERNOR - GAVIN NEWSOM

In his second full year as California's Governor, Newsom faced a difficult task of leading the state through three simultaneous crises: a public health crisis, an economic crisis, and the climate crisis. The Governor's use of executive powers to swiftly address urgent issues was all the more critical. The Governor's Environmental Score reflects these good executive actions, including ones to expand vote-by-mail, accelerate the adoption of zero-emission cars and trucks, and utilize natural and working lands to combat climate change. These actions, combined with his record of environmental bills he signed and vetoed, earned him a B+ environmental score, an improvement from 2019. Newsom's score invites additional actions to utilize all tools at the Governor's disposal to swiftly and boldly address the climate crisis.



## 2020 CLIMATE ACTION CAUCUS

Members of the Climate Action Caucus are environmental champions fighting for bold policy change to address the climate crisis in Sacramento. These legislators deserve special recognition for their climate leadership.



### **ASSEMBLYMEMBER LAURA FRIEDMAN** **Sustainability Steward**

As the former Chair of the Assembly Natural Resources Committee and newly appointed Chair of the Assembly Transportation Committee, she has been a critical backstop to ensuring that environmental laws are not weakened, is a strong proponent of sustainable land use, and never misses an opportunity to support bold climate action.



### **SENATOR LENA GONZALEZ** **New Legislator of the Year**

In 2020, she supported bold climate bills to hold oil companies accountable for oil spills and to reduce plastic packaging waste. She was recently appointed to chair the Senate Transportation committee, making her a strong new leader amongst the climate champions in the legislature.



### **ASSEMBLYMEMBER ASH KALRA** **Nature Defender**

He fought hard to pass AB 3030 to preserve biodiversity and access to nature. He currently chairs the Assembly Labor Committee, and is someone the environmental community can always count on to be the progressive leader and environmental champion that California needs.



### **SUPERVISOR HOLLY MITCHELL** **Legacy Defender**

From her work to ensure that underserved communities impacted by pollution had a voice at the table, her support for advancing California's climate and clean energy leadership, and her work to hold oil companies accountable, she has been a strong ally for environmental health, climate, and justice, even in the face of deep-pocketed lobbying interests. She has raised the bar for intersectional environmental leadership in California.



### **ASSEMBLYMEMBER ELOISE GÓMEZ REYES** **Public Health Protector**

She is a consistent and bold advocate for strong air quality regulations and environmental justice. She was a leader in defending environmental and public health protections during the pandemic, at a time when polluters were asking to weaken or rollback regulations. She was recently appointed by the Speaker of the Assembly as the fourth woman and first ever Latina Assembly Majority Leader.

## 2020 POLLUTER CAUCUS

Members of the Polluter Caucus have prioritized fighting against protecting our future from the climate crisis through authoring anti-environmental bills or leading efforts to roll back our environmental and public health progress. These legislators do not represent voter's priorities for climate action.



### **ASSEMBLYMEMBER JIM COOPER**

As one of the lowest scoring Democrats in the legislature, he publicly opposed climate policy, abstained from voting on important bills, refused to support updating fines for oil spills caused by oil companies, opposed establishing a minimum distance between homes and oil drilling, refused to support conserving land and waters to protect biodiversity, opposed reducing plastic waste, and more.



### **ASSEMBLYMEMBER JIM FRAZIER**

He makes the Polluter Caucus for the second year in a row, due to having the lowest environmental score of any Democrat in the legislature. He scored even lower than some Republicans. He also led the calls for dangerous environmental and health rollbacks, using the pandemic to justify the state pausing the implementation and development of all air quality regulations.



### **SENATOR SHANNON GROVE**

She led the Senate Republican caucus during a year when the caucus's average environmental score was a mere 15%. She also obstructed votes on many bills during the last night of the legislative session, due to her disruptive filibustering.




### **ASSEMBLYMEMBER PATRICK O'DONNELL**

Not only did he support rollbacks and suspensions of important air quality and climate regulations from diesel trains, trucks, and ships in the midst of an air-borne pandemic, he also led legislative sign-on letters to encourage other legislators to join him in supporting these reckless environmental rollbacks.

## OIL MONEY BADGES

The *California Environmental Scorecard* now includes an Oil Money Badge, which will be shown on the Scorecard page of every legislator who has accepted money directly from oil companies or from major oil company Political Action Committees (PACs) within the past six years. While direct contributions from oil companies and their major PACs is not the only way a legislator can receive funding from the oil industry, it is a helpful indicator as to who openly accepts oil company funding and who does not. It is imperative leaders reject the money and influence of this industry and hold them accountable for their role in creating the climate crisis.










This means the legislator accepted money directly from oil companies or from major oil company Political Action Committees (PACs).

## HOW TO USE THE CALIFORNIA ENVIRONMENTAL SCORECARD









This is where you come in. Find your legislator's page and check out their environmental score and whether or not they have an Oil Money Badge. We encourage you to call the phone number listed on their page. Let them know what you think of their environmental score and why it matters to you that your legislator always votes for climate justice. These phone calls are recorded by staff and passed along to the legislator. Don't underestimate your power as an individual. When the people of California make their voices heard by calling, writing and expressing their values and positions to elected leaders, our policies better reflect our state's priorities.


**SENATE:**

District	First Name	Last Name	Party	2020 Score	Oil Money	Phone Number
26	Ben	Allen	D	100%		916 651 4026
32	Bob	Archuleta	D	99%		916-651-4032
39	Toni	Atkins	D	99%		916 651 4039
36	Patricia	Bates	R	9%		916 651 4036
15	Jim	Beall	D	99%		
8	Andreas	Borgeas	R	14%		916-651-4008
35	Steven	Bradford	D	93%		916 651 4035
12	Anna	Caballero	D	74%		916-651-4012
29	Ling Ling	Chang	R	36%		916 651 4029
1	Brian	Dahle	R	2%		916-651-4001
3	Bill	Dodd	D	99%		916 651 4003
24	María Elena	Durazo	D	99%		916-651-4024
5	Cathleen	Galgiani	D	77%		
7	Steven	Glazer	D	76%		916 651 4007
33	Lena	Gonzalez	D	99%		916-651-4033
16	Shannon	Grove	R	10%		916-651-4016
18	Robert	Hertzberg	D	95%		916 651 4018
13	Jerry	Hill	D	88%		
40	Ben	Hueso	D	88%		916 651 4040
14	Melissa	Hurtado	D	82%		916-651-4014
19	Hannah-Beth	Jackson	D	99%		
38	Brian W.	Jones	R	8%		916-651-4038
20	Connie	Leyva	D	99%		916 651 4020
2	Mike	McGuire	D	99%		916 651 4002
28	Melissa	Melendez	R	9%		(916) 651-4028
30	Holly	Mitchell	D	100%		
17	Bill	Monning	D	99%		
37	John	Moorlach	R	16%		
23	Mike	Morrell	R	2%		

 = Accepted money directly from oil companies or from major oil company Political Action Committees (PACs)

**SENATE  
CONT'D:**


District	First Name	Last Name	Party	2020 Score	Oil Money	Phone Number
4	Jim	Nielsen	R	2%		916 651 4004
6	Richard	Pan	D	92%		916 651 4006
25	Anthony	Portantino	D	99%		916 651 4025
31	Richard D.	Roth	D	99%		916 651 4031
22	Susan	Rubio	D	93%		916-651-4022
9	Nancy	Skinner	D	99%		916-651-4022
27	Henry	Stern	D	99%		916 651 4027
34	Thomas	Umberg	D	99%		916-651-4034
10	Bob	Wieckowski	D	86%		916 651 4010
11	Scott	Wiener	D	99%		916 651 4011
21	Scott	Wilk	R	75%		916 651 4021

 = Accepted money directly from oil companies or from major oil company Political Action Committees (PACs)


















**ASSEMBLY:**

District	First Name	Last Name	Party	2020 Score	Oil Money	Phone Number
4	Cecilia	Aguiar-Curry	D	73%		916-319-2004
31	Joaquin	Arambula	D	60%		916-319-2031
16	Rebecca	Bauer-Kahan	D	94%		916-319-2016
24	Marc	Berman	D	100%		916 319 2024
5	Frank	Bigelow	R	17%		916 319 2005
50	Richard	Bloom	D	99%		916 319 2050
76	Tasha	Boerner Horvath	D	88%		916-319-2076
18	Rob	Bonta	D	99%		916 319 2018
	Brough	William	R	20%		
62	Autumn	Burke	D	73%		916 319 2062
	Calderon	Ian	D	99%		
51	Wendy	Carrillo	D	88%		916 319 2051
60	Sabrina	Cervantes	D	72%		916 319 2060
49	Ed	Chau	D	94%		916 319 2049
55	Phillip	Chen	R	36%		916 319 2055
17	David	Chiu	D	99%		916-319-2017
68	Steven	Choi	R	13%		916 319 2068
	Kansen	Chu	D	88%		
8	Ken	Cooley	D	82%		916 319 2008
9	Jim	Cooper	D	49%		916 319 2009
35	Jordan	Cunningham	R	36%		916 319 2035
1	Megan	Dahle	R	17%		916-319-2001
69	Tom	Daly	D	57%		916 319 2069
	Tyler	Diep	R	41%		
13	Susan Talamante	Eggman	D	79%		
12	Heath	Flora	R	16%		916-319-2012
34	Vince	Fong	R	13%		916 319 2034
11	Jim	Frazier	D	28%		916 319 2011
43	Laura	Friedman	D	95%		916 319 2043

 = Accepted money directly from oil companies or from major oil company Political Action Committees (PACs)


**ASSEMBLY  
CONT'D:**

District	First Name	Last Name	Party	2020 Score	Oil Money	Phone Number
45	Jesse	Gabriel	D	99%		916 319 2045
3	James	Gallagher	R	31%		916 319 2003
58	Cristina	Garcia	D	95%		916 319 2058
56	Eduardo	Garcia	D	84%		916 319 2056
64	Mike	Gipson	D	67%		916 319 2064
	Todd	Gloria	D	94%		
80	Lorena	Gonzalez	D	100%		916 319 2080
21	Adam	Gray	D	49%		916 319 2021
14	Tim	Grayson	D	60%		916 319 2014
41	Chris	Holden	D	88%		916 319 2041
44	Jacqui	Irwin	D	93%		916 319 2044
59	Reginald Byron	Jones-Sawyer	D	99%		916 319 2059
27	Ash	Kalra	D	99%		916 319 2027
54	Sydney	Kamlager	D	100%		916 319 2054
6	Kevin	Kiley	R	19%		916 319 2006
36	Tom	Lackey	R	32%		916 319 2036
10	Marc	Levine	D	89%		916 319 2010
	Monique	Limón	D	100%		
28	Evan	Low	D	94%		916 319 2028
77	Brian	Maienschein	D	86%		916 319 2077
26	Devon	Mathis	R	15%		916 319 2026
42	Chad	Mayes	I	36%		916 319 2042
7	Kevin	McCarty	D	100%		916 319 2007
61	Jose	Medina	D	82%		916 319 2061
22	Kevin	Mullin	D	100%		916 319 2022
66	Al	Muratsuchi	D	94%		916 319 2066
46	Adrin	Nazarian	D	93%		916 319 2046
	Jay	Obernalte	R	13%		
70	Patrick	O'Donnell	D	67%		916 319 2070

 = Accepted money directly from oil companies or from major oil company Political Action Committees (PACs)

**ASSEMBLY  
CONT'D:**

District	First Name	Last Name	Party	2020 Score	Oil Money	Phone Number
23	Jim	Patterson	R	13%		916 319 2023
74	Cottie	Petrie-Norris	D	88%		916-319-2074
20	Bill	Quirk	D	92%		916 319 2020
65	Sharon	Quirk-Silva	D	62%		916 319 2065
40	James	Ramos	D	46%		916-319-2040
63	Anthony	Rendon	D	99%		916 319 2063
47	Eloise Gómez	Reyes	D	100%		916 319 2047
39	Luz	Rivas	D	99%		916 319 2039
30	Robert	Rivas	D	100%		916-319-2030
52	Freddie	Rodriguez	D	67%		916 319 2052
48	Blanca	Rubio	D	59%		916 319 2048
32	Rudy	Salas	D	54%		916 319 2032
53	Miguel	Santiago	D	99%		916 319 2053
	Christy	Smith	D	93%		
29	Mark	Stone	D	99%		916 319 2029
19	Philip	Ting	D	100%		916 319 2019
71	Randy	Voepel	R	31%		916 319 2071
75	Marie	Waldron	R	24%		916 319 2075
79	Shirley	Weber	D	94%		916 319 2079
15	Buffy	Wicks	D	99%		916-319-2015
2	Jim	Wood	D	88%		916 319 2002

 = Accepted money directly from oil companies or from major oil company Political Action Committees (PACs)